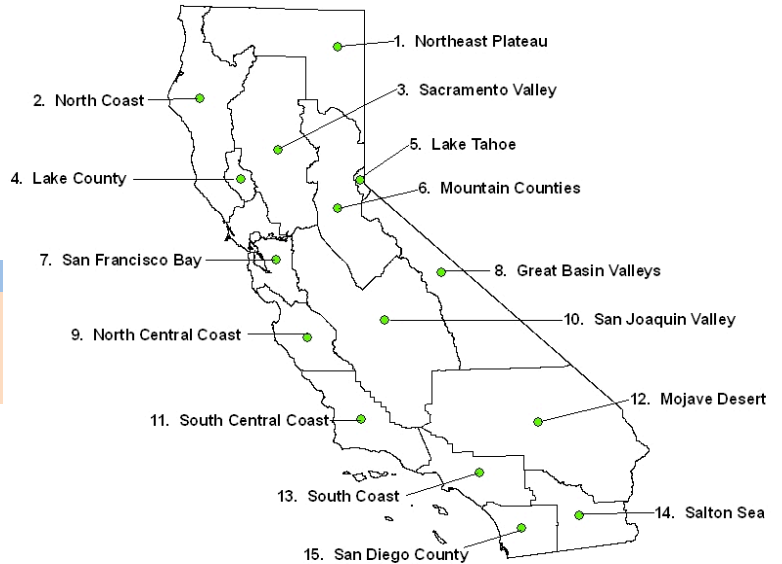


Self Propelled Agricultural Equipment Questionnaire – 100% Custom Operators

Overview

- Production agricultural associations in cooperation with the State of California are conducting a statewide survey to obtain an accurate inventory of self-propelled off-road equipment (25HP and higher) used in agricultural operations in California.
- **All individual survey results will be kept confidential.** There are approximately 3 questions in this survey and it should take about 20 minutes of your time depending on how much equipment you own. Please complete and return the survey even if you don't own any equipment.
- **Please complete this survey ONLY if your business is 100% in custom operations for others.** If you are an agricultural producer and have a custom business, complete the agricultural producer survey instead.



Section 1. Type of Operation

1.1. In which regions do you operate (see map). If you operate in more than one region please indicate the percentage of total acres in each region.

Region #	<input type="text"/>	Percentage	<input type="text"/>
Region #	<input type="text"/>	Percentage	<input type="text"/>
Region #	<input type="text"/>	Percentage	<input type="text"/>
Region #	<input type="text"/>	Percentage	<input type="text"/>

1.2. How much land, by commodity, was custom cultivated/harvested/sprayed/other by your operation in 2008? Include all cropland regardless of location or use. Please complete the table using the examples as a guide.

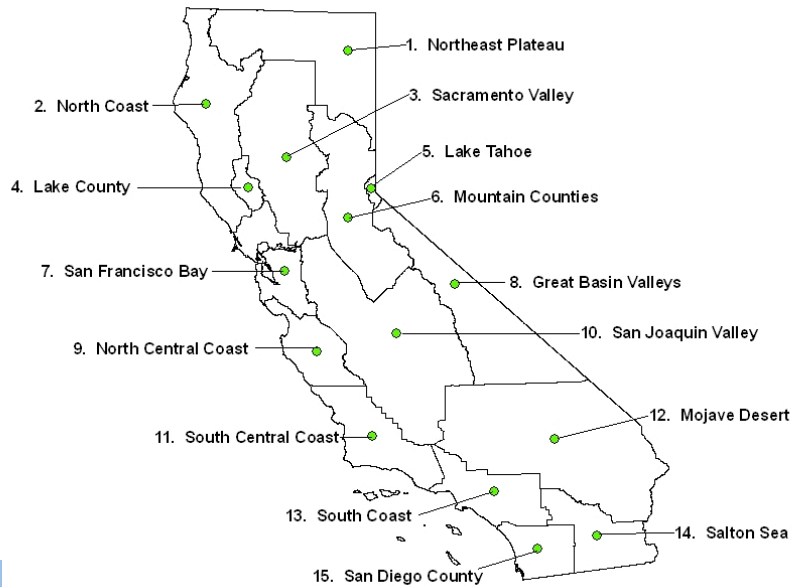
Commodity	Land Prep (acres)	Harvest (acres)	Chemical Application (acres)	Annual Pruning and Trimming (acres)	Other Custom Operations (acres)	If other please indicate type of operation.
Tree Fruit			1,000	800		



Self Propelled Agricultural Equipment Questionnaire – First Processors

Overview

- Production agricultural associations in cooperation with the State of California are conducting a statewide survey to obtain an accurate inventory of self-propelled off-road equipment (25HP and higher) used in agricultural operations in California.
- **All individual survey results will be kept confidential.** There are approximately 3 questions in this survey and it should take about 20 minutes of your time depending on how much equipment you own. Please complete and return the survey even if you don't own any equipment.
- **This survey is intended for first processing facilities such as packinghouses, cotton gins, nut hullers and processors, dehydrators, and feed and grain mills.** A more detailed definition is provided below.*



Section 1. Your operation

1. In what region are your facilities? Please provide percentage of total operation in each region.

Region # _____ Percentage _____

Region # _____ Percentage _____

Region # _____ Percentage _____

Region # _____ Percentage _____

Region # _____ Percentage _____

Region # _____ Percentage _____

Section 2. Commodity Information

2.1. Please list all the commodities processed by your operation in 2008. If you need additional space please use the table on page 7 of this survey.

Commodity	Amount Processed	Units (tons or number of head)	% processed from out of state

* First processing facilities are those that perform agricultural crop preparation services such as packinghouses, cotton gins, nut hullers and processors, dehydrators, and feed and grain mills. First processing includes ONLY the first processing of agricultural goods after harvest, and not subsequent processing, canning, or other similar activities. However, if an agricultural product undergoes first processing and subsequent processing (such as canning) in the same facility, all off-road vehicles operating at that facility are considered first processing vehicles, regardless of whether they were engaged in the first or secondary processing activities. If a facility receives both unprocessed, and processed agricultural materials, they can still be considered a first processing facility if over 50 percent of the material received is unprocessed. Distribution centers are not considered first processing facilities. Some examples of first processing facilities are:

- A winery that receives unprocessed grapes to make wine;
- A grain mill that receives a grain or hay to make animal feed; and
- A facility that receives whole tomatoes to make tomato paste.



California State University, Fresno Foundation,
a recognized Auxiliary Corporation of California State University, Fresno





Self Propelled Agricultural Equipment (25 HP and higher) Questionnaire – Agricultural Producers

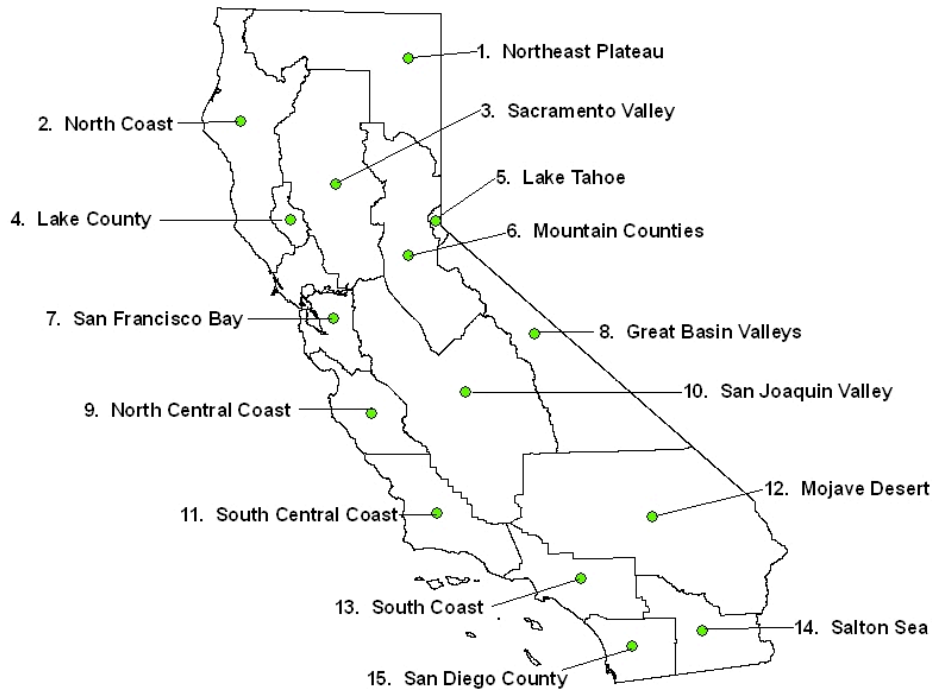
Overview

- Production agricultural associations in cooperation with the State of California are conducting a statewide survey to obtain an accurate inventory of self-propelled off-road equipment (25HP and higher) used in agricultural operations in California.
- **All individual survey results will be kept confidential.** There are approximately 5 questions in this survey and it should take about 20 minutes of your time depending on how much equipment you own. Please complete and return the survey even if you don't own any equipment.
- **Please complete this survey if you are an agricultural producer involved in crop, livestock, aquaculture or nursery production, including any custom operations done for others.** If your business is 100% custom operations only, then please complete the custom operator survey instead.

Section 1. Your agricultural operation.

1.1. In which regions do you operate (see map below). If you operate in more than one region please indicate the percentage of total acres in each region.

Region #	<input type="text"/>	Percentage	<input type="text"/>
Region #	<input type="text"/>	Percentage	<input type="text"/>
Region #	<input type="text"/>	Percentage	<input type="text"/>



SELF-PROPELLED OFF-ROAD AGRICULTURAL EQUIPMENT SURVEY

The California Farm Bureau Federation (CFBF) along with other agricultural organizations are asking our respective members to fill out the attached questionnaire regarding self-propelled off-road agricultural equipment that is 25 hp or greater. **Please complete this survey and return it no later than February 15, 2010 to your primary agricultural association at the address listed below.** Other agricultural organizations are also conducting this survey so only provide this information once; do not send the completed survey to more than one agricultural association.

We are collecting this information because the California Air Resources Board (CARB) is required to take steps in California to meet Federal Clean Air Act requirements that include developing a control measure to reduce emissions from in-use off-road agricultural equipment. Many of you responded in 2008 when a similar survey was conducted for on-road diesel trucks. Your responses were crucial in helping create an emissions inventory that was used to achieve regulatory flexibility for the agricultural community in the on-road diesel truck rule allowing low-mileage thresholds to be established and giving longer compliance schedules for truck replacement. The information from this off-road agricultural equipment survey will be used in the same manner to help develop a rule that provides air quality improvements while taking into full account the significant cost impact to California agriculturalists. Once the off-road agricultural equipment survey information is compiled and an emissions inventory is developed, the rule will be developed with stakeholder input throughout 2010. CARB staff currently plan to bring this measure to the Board for a vote near the end of 2010.

This cover letter with your contact information will be removed from the questionnaire by CFBF or your County Farm Bureau before this information is submitted to the California State University, Fresno Foundation who will be compiling the data for the California Air Resources Board (CARB). Fresno Foundation is a private, nonprofit corporation that conducts contract research in support of regional partnerships and alliances. All information provided to the Foundation is confidential and cannot be accessed by any private or public request. CFBF will give each survey respondent an identification number that will be put in the box on the top right corner of the survey. If clarification is needed on the information you provide, Fresno Foundation would contact CFBF or your County Farm Bureau and ask us to contact you to get further explanation. We anticipate this would only be a rare occurrence. **In every step of the survey process your personal contact information will remain confidential and protected and will not be shared with the Fresno Foundation or state of California.**

If you have questions contact Cynthia Cory, Director, Environmental Affairs for CFBF at 916.446.4647.

Please return your survey to your County Farm Bureau or Cynthia Cory no later than February 15, 2010 to:

Cynthia Cory
California Farm Bureau Federation
1127 11th Street, Suite 626
Sacramento, CA 95814

Survey Respondent Contact Information:

Name _____

Address _____

Phone Number _____

We sincerely appreciate your time and effort